

**ACFIM**  
**2023**

# Sales Booth Registration Guide

# ACFM

## **ACFM 2023 Introduction** ..... **p.2**

- p.3 ACFM 2023 Official Schedule
- p.4 Booth Category
- p.5 Booth Type & Benefits

## **Sales Booth Registration** ..... **p.6**

- p.6 Registration process
- p.7 Create an Account
- p.10 Sales Booth Registration
  - Registered Company
  - First Time Company
- p.16 Market Badge Registration

## **Online Booth Registration** ..... **p.24**

- p.25 Booth Set Up - Institution
- p.28 Booth Set Up - Sales

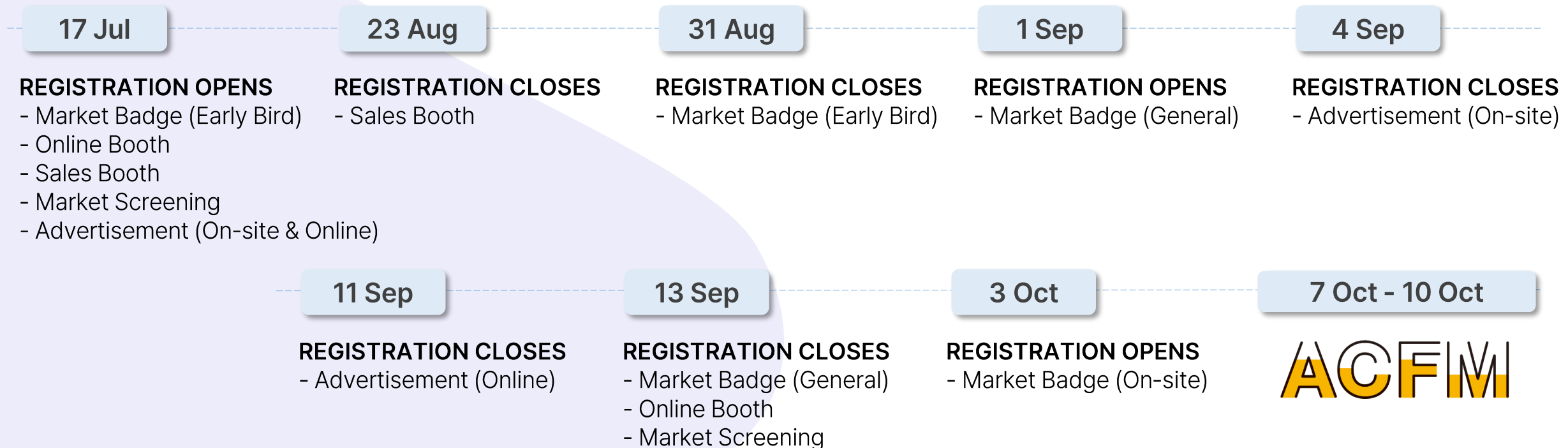
## **Contact** ..... **p.34**

# ACFM 2023 Official Schedule

The Asian Contents & Film Market, also known as ACFM, concluded last year with its largest participation to date.

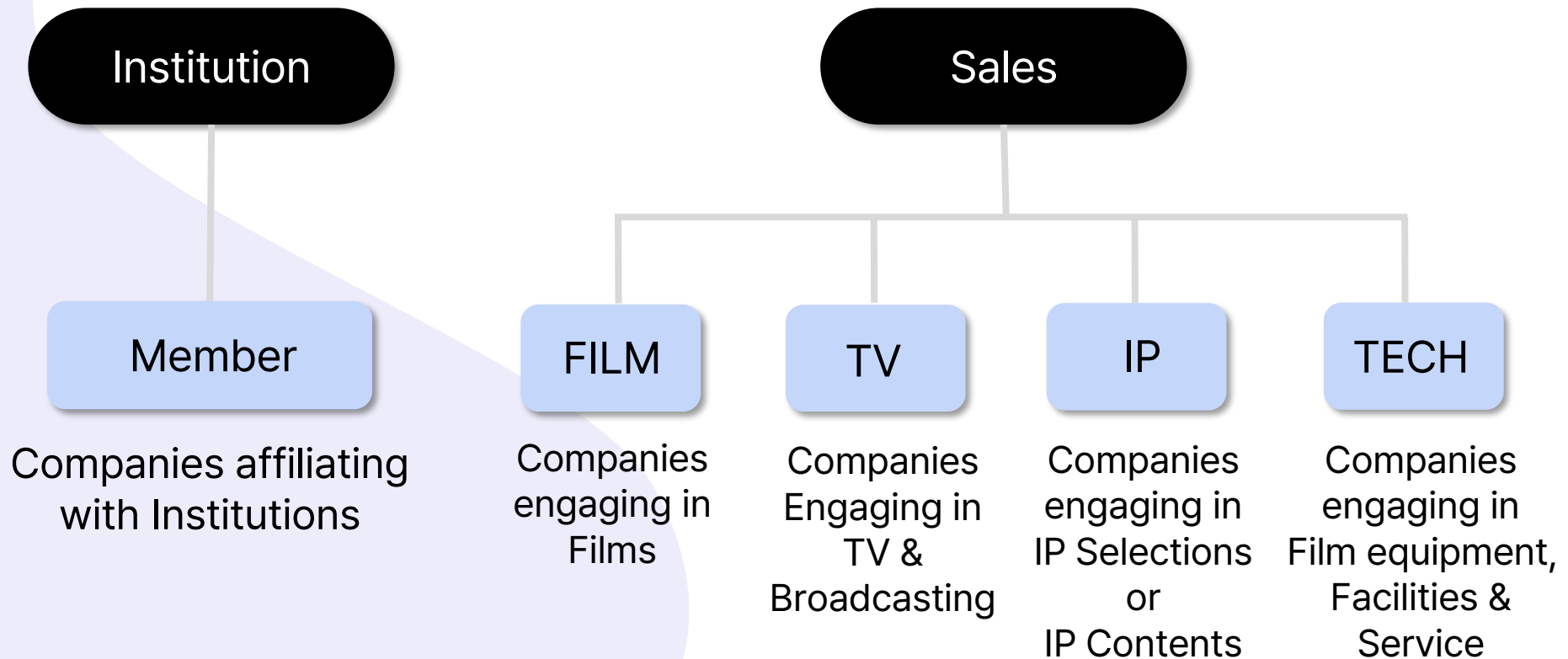
As we navigate through the current post-COVID era, ACFM 2023, Asia's leading film & content market will take place from 7 October to 10 October on an even larger scale.

We aim to provide an optimal exhibition environment that enables effective showcasing of line-ups through Sales Booth at Exhibition Center 1, BEXCO, Busan and Online Booth & Market Screening at ACFM 2023 Online Site.




# Booth Category

Organizations including Members



# Booth Type & Benefits



▲ Sales Booth

▲ Online Booth


ACFM 2023 have prepared the 6 types of Sales Booth(BEXCO, Busan) and the 2 types of Online Booth(Market Screening) to meet the various needs of companies participating.

You can experience a place of business on high quality with diverse buyers and participants.

Sales Booth		
Pop-up stand	1 Market Badge + Online Booth	\$1,000
9sqm(3m*3m)	2 Market Badges + Online Booth + 5 Market Screening	\$1,600
18sqm(3m*6m)	5 Nights + 3 Market Badge + Online Booth + 5 Market Screening	\$2,800
36sqm(6m*6m)	5 Nights + 8 Market Badge + Online Booth + 5 Market Screening	\$5,000
54sqm(6m*9m)	10 Nights + 8 Market Badge + Online Booth + 10 Market Screening	\$6,500
Raw space (Starting from 36sqm)	5 Nights + 5 Market Badge + Online Booth + 5 Market Screening	\$100/m <sup>2</sup>

Online Booth		
Package A	1 Market Badge + 5 Market Screening	\$500
Package B	3 Market Badge + 10 Market Screening	\$800

# Registration process



## STEP1. Registration

17th July

Open Registration  
- Sales Booth  
- Online Booth

7th Aug

Open Registration of  
Optional Services

23rd Aug

Close Registration  
of Sales Booth

25th Aug

Deadline for  
Uploading  
Booth Plate

## STEP2. Set up

4th Sep

Close Registration  
of Optional Services

13th Sep

Close Registration  
of Online Booth

\* You have to submit the Equipment Drawing Form and Panel Artwork by 11<sup>th</sup> Sep. (If not, equipment will be arranged randomly)

# Step 1. Create an Account

\* You can access to ACFM Official Website through the link below.

1. Click 'LOGIN' button of [ACFM Official Website](#).  
Then click 'Create an account' button on the bottom right corner to create an account.

- You will be able to register Sales Booth and Market Badge after creating an account on the ACFM Official Website. Please following the guidance for the next process through the link on the right side.
  - You only can register for one booth per an account.
  - As Market Badge provided when you purchase will be registered for only an account, please create the other accounts depending on how many Market Badge you want to register for participating.
- ※ The contents of the account registered is not able to be modified.  
So **please be careful to enter information** on it when you register an account for the first time.  
(e.g. Exhibition → Promotion, the information of account is not available to be changed.)

The screenshot displays the ACFM Official Website interface. At the top, there is a navigation bar with links for BIFF, Asian Contents & Film Market, APM, ACF, ACA, and PRESS service. The main header features the ACFM logo and the event details: Asian Contents & Film Market 7-10 October 2023. Below the header, there is a large banner image showing a group of people at the Busan Story Market. Overlaid on the right side of the banner is a white login and registration modal. The modal contains the ACFM logo and event details at the top. Below this, there are two input fields: 'E-mail' and 'Password'. A large orange 'Login' button is positioned below the input fields. At the bottom of the modal, there are two links: 'Forgot your E-mail?' and 'Forgot your password?'. A red box highlights the 'Create an account' button in the bottom right corner of the modal.

2. Click the 'REGISTRATION' after entering all fields in English.  
'Consent to Collect and Use of Personal Information'  
is automatically ticked off. It's not able to move on to the next step  
if you don't tick it off.

## Join

Home > Member > Join

1 2 3

All fields marked with \* are mandatory and **should be written only in English**.

\* 표시가 된 항목은 필수 사항이며, **영어로만 작성해주시기 바랍니다**.

Once you complete the registration, ID(E-mail) and Name cannot be changed.

이메일 계정과 이름은 등록 이후 변경이 불가능합니다.

First Name(이름) \*

Last Name(성) \*

E-mail \*

- Please note that the E-mail address will be unchangeable and used as the personal contact information for the Online Database.

Password \*

- At least 6 characters

Re-enter password \*

By clicking REGISTRATION button, you agree and consent to the Rules and Regulation of the Asian Contents & Film Market, and receive required notices from Asian Contents & Film Market electronically.

If you would like to subscribe Newsletter for the Asian Contents & Film Market, please click!

### Consent to Collect and Use of Personal Information

- ☒ For an account creation and management on the website, we collect requisite personal information(your name, email address, password). We will dispose of all personal information without delay, in accordance with the achievement of processing purpose or your disposal request.

REGISTRATION

3. A confirmation email will be sent to the email address  
you registered in order to verify your identity.

## Join

Home > Member > Join

1 2 3

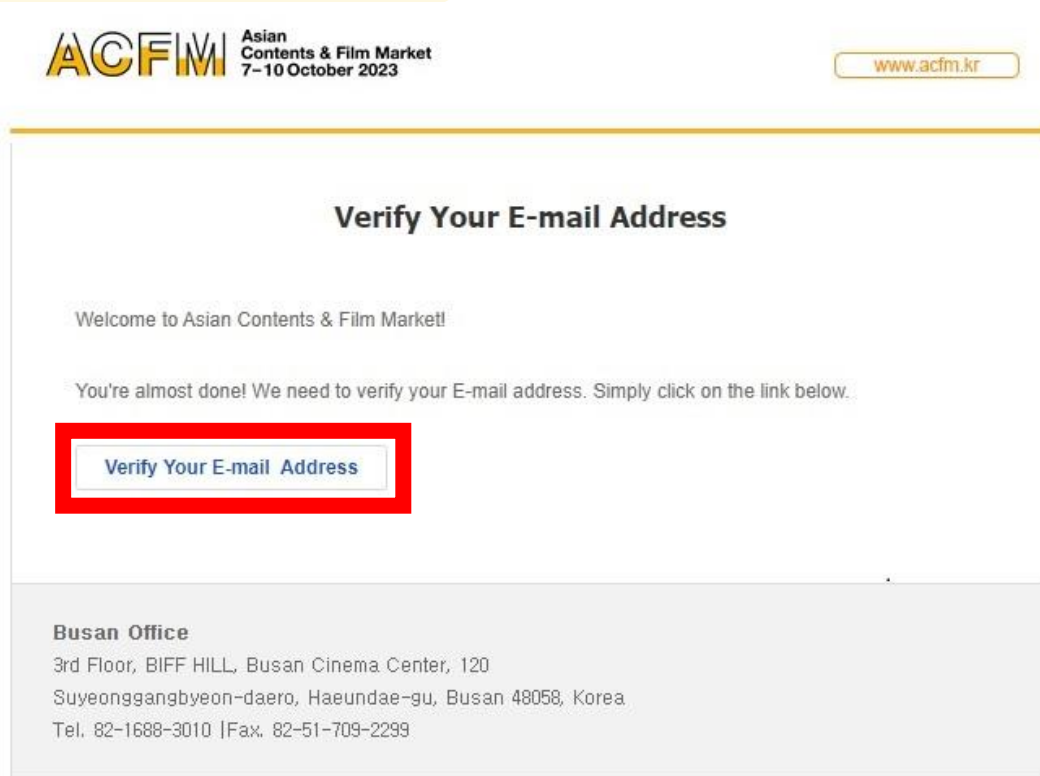
James BOND, a verification E-mail has been sent to your E-mail.

We now need to verify your E-mail address. We have sent an E-mail to [acfm2023@acfm.kr](mailto:acfm2023@acfm.kr) to verify your address. Check your E-mail and follow the link to finish creating your ID.

If you haven't received the Verification E-mail, please restart your sign up with a different E-mail.

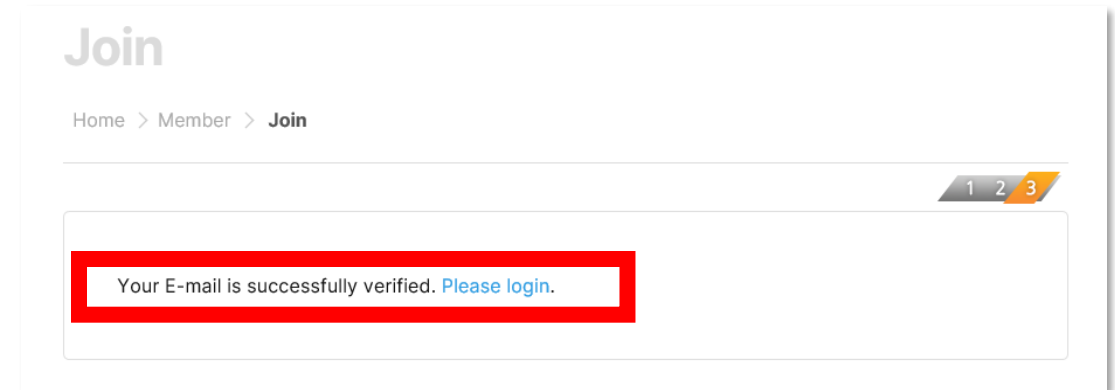
Should you have more inquiries, please contact us to [badge@acfm.kr](mailto:badge@acfm.kr).

4. Click the 'Verify Your Email Address' button to proceed.



5. Creating an account will be completed with the sentence below when your identity is successfully verified.

Please login for the next process.



# Step 2. Sales Booth Registration

1. After logging in, click the 'booth' button under 'Registration' menu.

**Step 1**  
Login

**Step 2**  
Click Registration

**Step 3**  
Click Booth

ACFIM Asian Contents & Film Market 7-10 October 2023

Registration

Busan Story Market

Program

News

Archive

My Page

ACFIM Asian Contents & Film Market 7-10 October 2023

Registration

Busan Story Market

Program

News

Archive

My Page

Attend

Market Badge

Booth

Market Screening

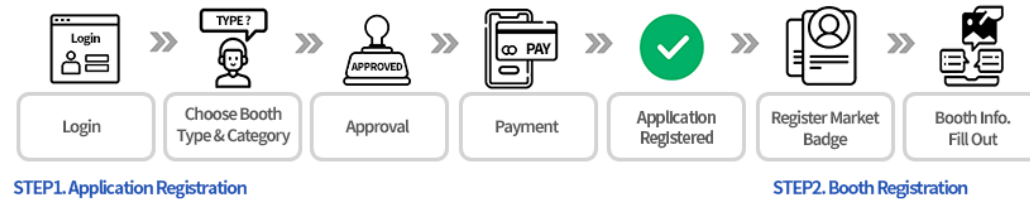
Advertisement

Booth

Home > Registration > Booth

2. Click 'Sales Booth Registration'.

### Booth Registration Process



**Sales Booth Registration**

### Optional Service

- The market offers Optional Service to enhance your Sales Booth furnishing.
- This service includes additional furniture, electrical equipment, and more, subject to availability.
- We highly recommend ordering these items online in advance, as there may be limited stock availability for on-site orders.
- For more information, please refer to the 'Optional Service Catalogue'.

**Optional Service Registration**

Optional Service Registration will be opened **on 7 Aug.**

3. Select the type of Sales Booth.

#### Booth Type - Sales Booth

1	2	3	4	5
<b>Pop-up stand</b> <b>\$1,000</b> <a href="#">Reservation Now</a>	<b>9 SQM standard</b> 3m × 3m <b>\$1,600</b> <a href="#">Reservation Now</a>	<b>18 SQM standard</b> 3m × 6m <b>\$2,800</b> <a href="#">Reservation Now</a>		
<b>36 SQM standard</b> 6m × 6m <b>\$5,000</b> <a href="#">Reservation Now</a>	<b>54 SQM standard</b> 6m × 9m <b>\$6,500</b> <a href="#">Reservation Now</a>	<b>Raw space</b> 1m × 1m <b>\$100/sqm</b> <a href="#">Reservation Now</a>		

#### Booth Type - Online Booth

<b>Package A</b> Online Booth <b>\$500</b> <a href="#">Reservation Now</a>	<b>Package B</b> Online Booth <b>\$800</b> <a href="#">Reservation Now</a>
---	---

4. For registered company, select either 'Sales' or 'Institutions' at 'Booth Category'.

When you enter your company's name on ['Company Information' > 'Company Name'], the other blanks are automatically filled. Please click 'Reservation' button after entering all information.

\* If you are participating for the first time, please read from [p.13](#).

## Booth

Home > Registration > Booth

1 2 3 4 5

Reservation Details

Booth Type	Code/Size	Rate	Quantity
36 SQM standard	Code36S	\$5,000	1
Layout	Size6m x 6m		

Total : \$5,000

Booth Category

☒ Sales
 ☐ FILM
 ☐ TV
 ☐ IP
 ☐ TECH
 ☐ Institutions

※ The Sales Booth Registration deadline is 23th August (KST).  
 ※ Once the form is completed, it cannot be changed.

Company Information

Company Name\*

Country\*

007 SHOT

Korea

First Time Participation

Contact Information

Name\*

Position\*

E-mail\*

Phone\*

James BOND

exhibition@acfm.com

+ -

\* If you click 'Reservation', Sales Booth Registration is completed.

Previous Reservation

1 2 3 4 5

Your request is successfully reserved.

Thank you for sending us your request for 36 SQM standard Sales Booth.  
 Your request has been sent successfully. We will reply to you as soon as possible by your E-mail (exhibition@acfm.com).  
 Payment will be processed after the approval from Asian Contents & Film Market.

Reservation Details

Booth Type	36 SQM standard
Reservation Date	2023-07-14 17:06:31
Rate	\$5,000 (\$5,000×1)

Contact Person

Company Name	007 COMPANY
Country	United States
Name	James BOND
Position	CEO
E-mail	exhibition@acfm.com
Phone	+1-23456789

\* If Sales Booth registration is successfully completed, this screen will be shown up.

Previous My page

5-1. For the first time participating companies, please click 'First Time Participation' button below first. Enter all information and click 'SEND' button so that you are able to get the approval for continuing the rest of the process.

## Booth

Home > Registration > Booth

Reservation Details

Booth Type	Code/Size	Rate	Quantity
36 SQM standard Layout	Code36S Size6m × 6m	\$5,000	1

Total : \$5,000

Booth Category

☒ Sales
 ☒ FILM
 ☐ TV
 ☐ IP
 ☐ TECH
 ☐ Institutions

※ The Sales Booth Registration deadline is 23th August (KST).  
 ※ Once the form is completed, it cannot be changed.

Company Information

Company Name\* **\* If you click this button, the screen on the right side(Information form) will pop up.**

Country\*

**First Time Participation**

Company Name

Address

City

Country  
-- Select below --

Company Main Tel.  
+ -

Company Main Email

Activity  
--  
--  
--

Company Profile (Max. 500 characters with spaces)

For first time registering companies, please contact us first : exhibition@acfm.kr

Attachment (Max. 15MB)  
파일 선택 선택된 파일 없음  
A Business registration certificate/business card  
A company/personal description  
Please upload files in gif, jpg, png or PDF format

CANCEL
**SEND**

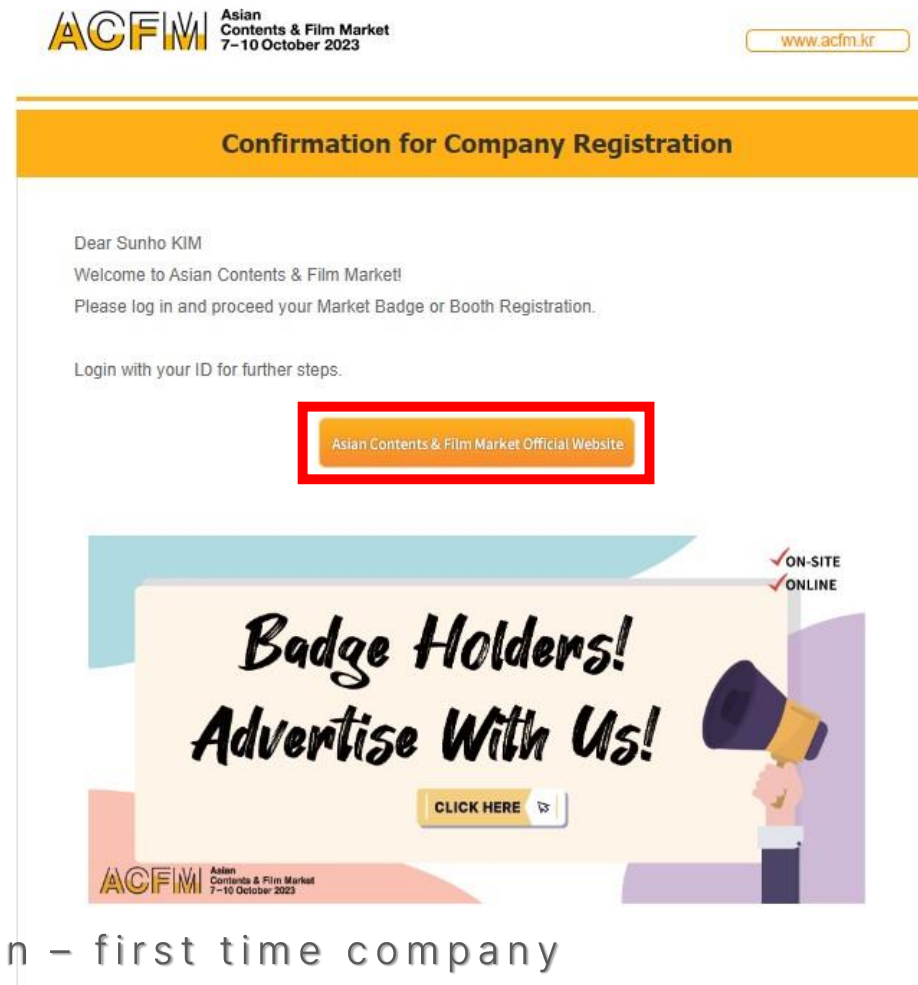
**Your registration will be completed after clicking 'SEND' button.**

5-2. If you clicked 'SEND' button, your registration is successfully completed.

After the approval, confirmation for company registration email will be sent.

Please click 'Asian Contents & Film Market Official Website' button and re-login.

Then follow Sales Booth Registration process guided earlier 1~4: p.10~12.

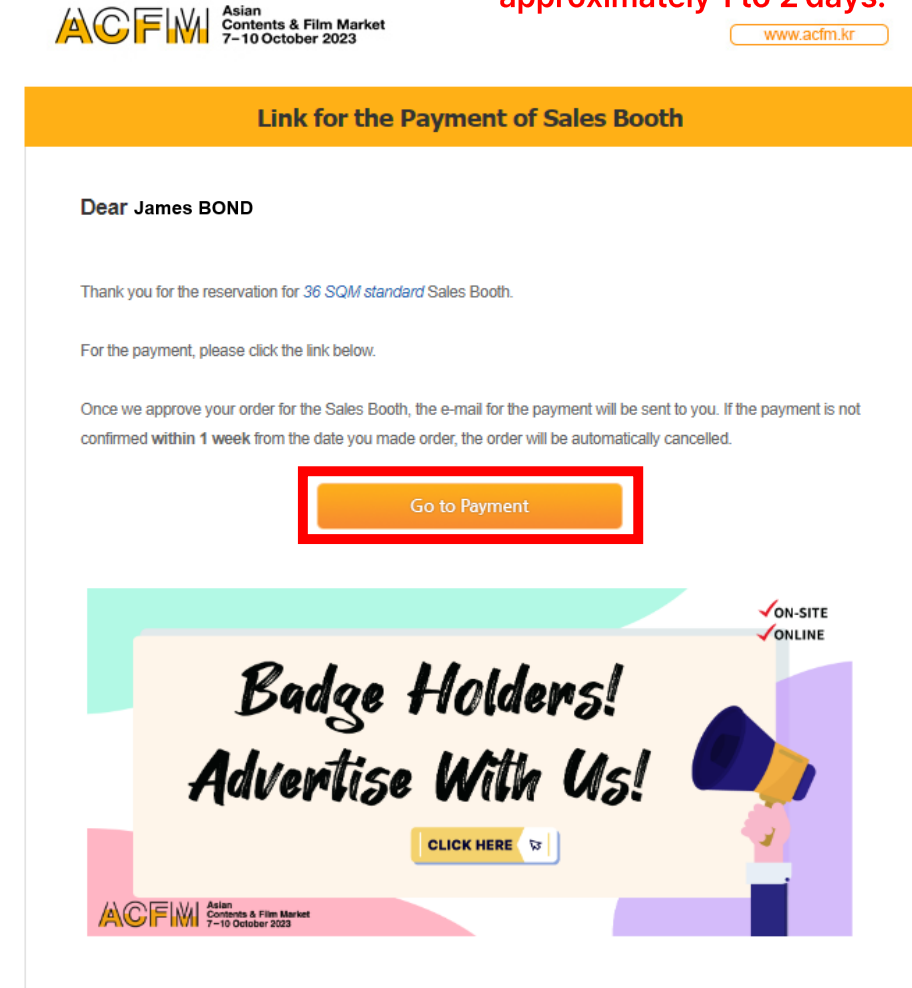
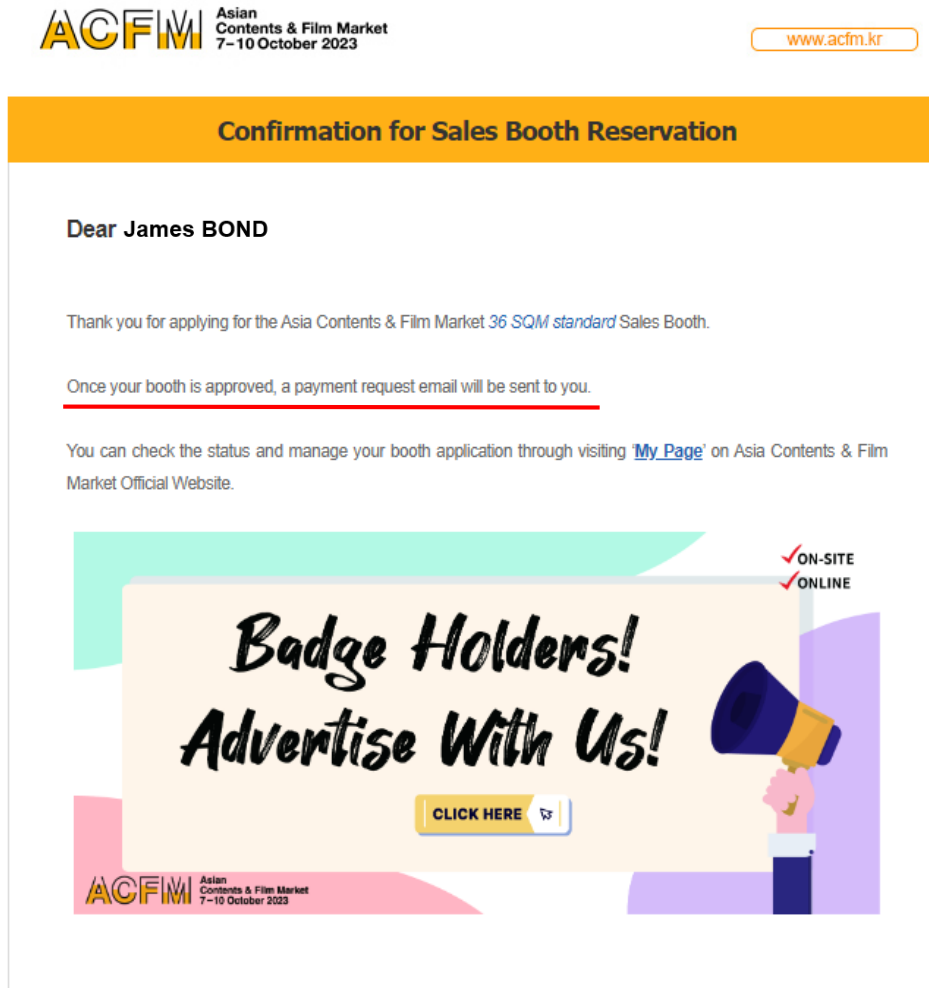


\* The approval process may take approximately 1 to 2 days.

6. Confirmation email will be sent when it is completed.

7. After the approval, payment link will be sent to your email address.

**\* The approval process may take  
approximately 1 to 2 days.**



8. Please select your payment methods.

**\* Your registration will be automatically canceled if the payment is not confirmed within 7 days.**

12345

Order Details

Booth Type	Code	Rate	Quantity
36 SQM standard	Code36S	\$5,000	1

Total : **\$5,000**

Company Name on Your Booth Plate

ASIAN CONTENTS & FILM MA

Company name on the Booth Plate will all be in CAPITAL letters.

Company Information

Company Name

ASIAN CONTENTS & FILM MARKET USA

Country

United States

Contact Information

Name

Position

E-mail

Phone

Payment Methods

In order to proceed with your payment, please choose one of the options below.  
The international remittance fee must be paid by the sender.

☐ Domestic Payment (국내결제)

☒ Overseas Payment (해외결제)

※ Please note that changing the payment method is not allowed once you have selected a payment method.

Credit Card

Bank Transfer

Invoice Download(PDF)

Payment

## 9-1. [Bank Transfer]

Information for bank transfer will appear on your screen.

**\* Guide to Bank Transfers will be sent via e-mail.**

**The approval process will be taken within 3 days.**

Bank Transfer

Thank you for your registration. Please  
week in order to finish the payment fo

Overseas Bank Transfer

Name of the Bank	Busan E
Branch Name	HAEUNI
SWIFT Code	PUSBKF
Address of the Bank	1378-6,

Domestic Bank Transfer, 국내 계

은행명	부산은행
계좌번호	032-13-000644-

Thank you.  
contact : exhibition@acfm.kr

ACFM Asian Contents & Film Market  
7-10 October 2023

www.acfm.kr

Guide to Sales Booth Payment -Bank Transfer

Dear James BOND

Thank you for the order for 36 SQM standard Sales Booth.

The registration will be completed upon the confirmation of payment. If payment is not made within 1 week from the order date, the order will be automatically cancelled.

Once you have made the bank transfer for this order, please send the confirmation of remittance to [exhibition@acfm.kr](mailto:exhibition@acfm.kr).

Use the following bank account for the payment.



Name of the Bank	Busan Bank		
Branch Name	HAEUNDAE	Account Holder's	BIFF
SWIFT Code	PUSBKR2P	Account Number	032-13-000644-2
Address of the Bank	1378-6, Jung 1-dong, Haeundae-gu, Busan, 612-847, Korea		

My Page

Cancellation for the Sales Booth can be made until its registration period (17th Jul - 23th Aug) with 30% of administrative costs deducted from the total payment. No refunds will be given after the registration period.

## 9-2. [Credit Card]

Proceed to payment via pop-up.







**ASIANFILMMARKET**


Product namebooth-36S

AmountUSD 5,000.00

**Payment methods**



Credit / Debit Card




UnionPay

© 2023 Eximbay Co., Ltd. | [Eximbay Service Center](#)

## Step 2. Sales Booth Registration

10. After the approval, confirmation e-mail will be sent to your e-mail address. Please register the Market Badge with the promotion code(16 numbers) from confirmation e-mail.



Asian  
Contents & Film Market  
7-10 October 2023

[www.acfm.kr](http://www.acfm.kr)

**Confirmation for Sales Booth Payment**

Dear James BOND

The registration for the *36 SQM standard* Sales Booth has been successfully confirmed.

This email contains promotion codes for Market Badges.

Enter the promotion code below to register Market Badge.

	Promotion Code
1	ABCD-EFGH-1234-5678
2	ABCD-EFGH-1234-5678
3	ABCD-EFGH-1234-5678
4	ABCD-EFGH-1234-5678
5	ABCD-EFGH-1234-5678
6	ABCD-EFGH-1234-5678
7	ABCD-EFGH-1234-5678
8	ABCD-EFGH-1234-5678

**Go to Market Badge Registration**

\* Each promotion codes need different accounts to register.  
(1 promotion code for 1 account)

Make sure to register the promotion code by 13th Sep.

[The deadline for completing the entering information of Sales Booth Plate is 25th Aug]  
[The deadline for completing the entering information of Online Booth is 15th Sep]

It is not allowed to register a Market Badge after 13th Sep (KST).

**My Page**

# Step 3. Market Badge

1. After logging in, click the 'Market Badge' button under 'Registration' menu.

**Step 1**  
Login

**Step 2**  
Click Registration

**Step 3**  
Click 'Market Badge'

Asian Contents & Film Market will place from 7 - 10 October 2023

Asian Contents & Film Market 2023

Market Badge

Home > Registration > Market Badge

1-2. Or you can access to Market Badge Registration page through 'Confirmation for Sales Booth Payment' e-mail.

### Confirmation for Sales Booth Payment

Dear James BOND

The registration for the *36 SQM standard* Sales Booth has been successfully confirmed.

This email contains promotion codes for Market Badges.

Enter the promotion code below to register Market Badge.

	Promotion Code
1	ABCD-EFGH-1234-5678
2	ABCD-EFGH-1234-5678
3	ABCD-EFGH-1234-5678
4	ABCD-EFGH-1234-5678
5	ABCD-EFGH-1234-5678
6	ABCD-EFGH-1234-5678
7	ABCD-EFGH-1234-5678
8	ABCD-EFGH-1234-5678

[Go to Market Badge Registration](#)

Make sure to register the promotion code by 13th Sep.

[The deadline for completing the entering information of Sales Booth Plate is 25th Aug]

[The deadline for completing the entering information of Online Booth is 15th Sep]

**It is not allowed to register a Market Badge after 13th Sep (KST).**

[My Page](#)

2. When you enter your company's name in 'Company Information' > 'Company Name', the other blanks are automatically filled. Please make sure that all information entered should be precise.

## Market Badge

Home > Registration > Market Badge

Market Badge Registration Guide KOR ENG

Market Badge registration automatically grants participants on-site ticketing service for screenings at the festival and access to the events of ACFM.  
All the information below will be saved as the main contact information and will be registered on the Online Database.

### Company Information

1 2 3

Company Name

CLEAR

Registered Company: Search and click the Company Name from the list. There is no need to fill in the company information below. If you want to modify the information, you can edit the detail on 'My Page'.

First Time Participating Company: If your company is a newcomer to ACFM, click the button below for submitting the company information to ACFM Database. Once the company information is verified, a confirmation mail will be sent to your E-mail address. After confirmation, you will be able to find your company's name from the list.


First Time Participation

### 3. Fill out personal information for the Market Badge holder.

\* Please make sure of clicking 'APPLY' button to register promotion code before going to the next step. Otherwise payment fee may differ from promotional price.

(Screen after clicking 'APPLY' button)

**Personal Information (All fields are mandatory, except Korean Name)**



Gender ☒ Mr ☐ Ms

Buyer ☐ Yes ☒ No

First Name Heejin

한글이름(Korean Name)

E-mail Address  
heesang8585@daum.net

Working Sector --

Activity --

Press ☐ Yes ☒ No

Last Name MOON

Job Title

Mobile Phone  
+ -

Photo Upload

**Promotion Code**

-  -  - **APPLY**

Please make sure of clicking 'APPLY' button before going to the next step.  
Otherwise, payment could be different from the promoted price.

**NEXT**

**Promotion Code**

ABCD

 - 

EFGH

 - 

IJKL

 - 

MNOP

**APPLY**

- This promotion code has been applied. The applicable amount is \$0

Please make sure of clicking 'APPLY' button before going to the next step.  
Otherwise, payment could be different from the promoted price.

**Consent to Collect and Use of Personal Information**

☒ For smooth process of registration, we collect requisite personal information. The personal information might include: your name, gender, log-in ID, email address, password, phone number, profession, company name, department, job title, company phone number, access IP information, cookie, access log, service usage record. We will dispose of all personal information without delay, in accordance with the achievement of processing purpose or your disposal request.

**'Consent to Collect and Use of Personal Information' is automatically ticked off. It is not able to move on to the next step if you don't tick it off.**

**NEXT**

4. Confirmation e-mail will be sent to your e-mail address with ACFM Rules & Regulations and receipt.

123

Your payment has been completed successfully.  
Please Re-login again for updating the booth session.

Badge Reservation Details

Category	Market
Buyer	No
Reservation Date	2023-07-12
Rate	\$ 0

Contact Person

Company Name	007 COMPANY
Country	United States
Name	James BOND
Position	CEO
E-mail	exhibition@acfm.com
Phone	1 23456789

My page

ACFMIAsian Contents & Film Market7-10 October 2023www.acfm.kr

Confirmation for Market Badge Registration

Dear James BOND

Thank you for Asian Contents & Film Market Badge registration.  
Asian Contents & Film Market Rules & Regulations and Market Badge receipt are attached as below.

You can also modify an account information on 'My Page'.

For participants, please make sure to provide accurate information for the Market Badge by 13th Sep (KST). Any changes made after 13th Sep (KST) will not be reflected on physical Market Badge.

ON-SITE  
ONLINE

Badge Holders!  
Advertise With Us!

CLICK HERE

ACFMIAsian Contents & Film Market7-10 October 2023

Attachment Asian Contents & Film Market Rules & Regulations, Market Badge Receipt

\* Please feel free to contact us If you have any questions ([badge@acfm.kr](mailto:badge@acfm.kr))

5. After registering your Market Badge, please upload the Booth Plate via My page.

**\* You must upload the Booth Plate until 25 Aug.**

**You can't fill out the booth information without registering Market Badge information.**

The screenshot shows the ACFM website interface. At the top, the navigation bar includes links for 'About ACFM', 'Registration', 'Busan Story Market', 'Program', 'News', 'Archive', and 'My Page' (highlighted with a red box and labeled 'Step 1'). The main banner features the text '7 - 10 October 2023 Asian Contents & Film Market 2023' over a background image of the market. On the left, a yellow sidebar menu contains 'My Account', 'Market Badge', 'Booth' (with a right arrow), and a sub-menu with 'Registration History', 'Booth Plate' (highlighted with a red box and labeled 'Step 2'), and 'Online Booth'. The main content area is titled 'Booth Plate' and includes a breadcrumb trail 'Home > My Page > Booth > Booth Plate'. Below this, the 'Booth Plate Registration' section contains three instructions: '- Changing your booth plate's name is available until 25th August.', '- Your company's name will be displayed in CAPITAL letters.', and '- Please note that your booth plate cannot be changed on-site.' To the right of these instructions is a red note: '\* Please enter your company's name which is supposed to be written on a banner of Sales Booth.' Below the instructions is a form with a label 'Company Name on Booth Plate' and a text input field containing '007 SHOT'. At the bottom right, a blue 'Submit' button is highlighted with a red box.

ACFM Asian Contents & Film Market 7-10 October 2023

About ACFM Registration Busan Story Market Program News Archive **My Page** Step 1

7 - 10 October 2023  
Asian Contents & Film Market 2023

My Account  
Market Badge  
Booth >  
- Registration History  
- **Booth Plate** Step 2  
- Online Booth

Booth Plate

Home > My Page > Booth > Booth Plate

Booth Plate Registration

- Changing your booth plate's name is available until 25th August.
- Your company's name will be displayed in CAPITAL letters.
- Please note that your booth plate cannot be changed on-site.

\* Please enter your company's name which is supposed to be written on a banner of Sales Booth.

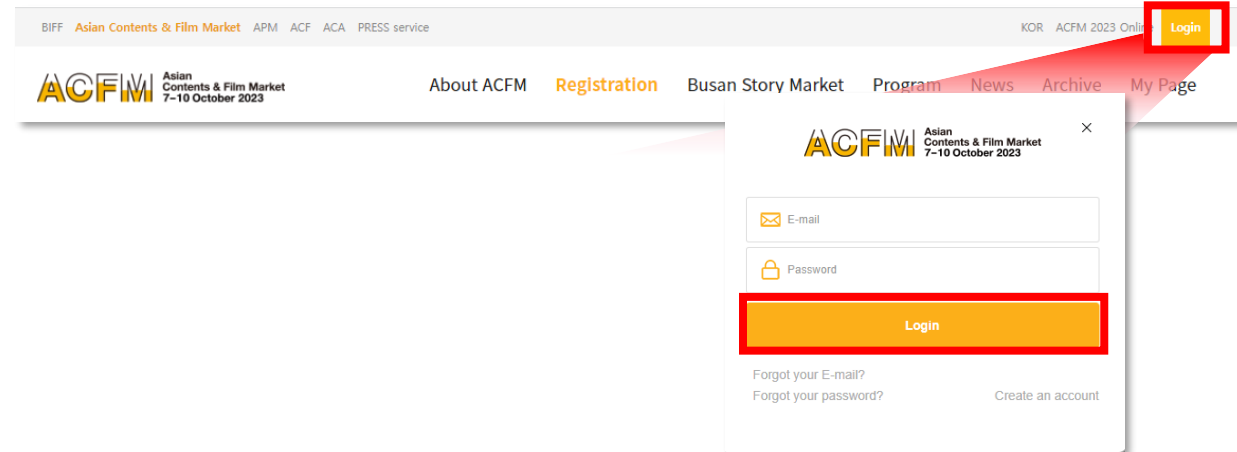
Company Name on Booth Plate 007 SHOT

**Submit**

Step 3. Market Badge

# Online Booth

1. Click on the 'Login' button located at the top right corner of ACFM Official Website.




If you purchased the ACFM 2023 Sales Booth, you are able to register for Online Market and Market Screening depending on the type of booth you purchased.

Please complete Online Booth and Market Screening registration through the following process.

\* It is available to register Online Booth after registering Market Badge.

2. Click on 'My Page' > 'Booth' > 'Online Booth' tab.



**Deadline for Booth Set Up :**  
**Fri, 15 September, 23:59 (KST)**

# Booth Set up- Institution

\* If you are Sales, start to follow [from p.28.](#)

3-1. Below are the detailed information for each category:

## <COMPANY>

- Settings for company information, company's image and main page artwork.

Company

Save Company

**Company Information**

※ Your Booth Category is **Institution**.  
 ※ Company information can be modified at Edit My Badge until 13 September.  
 ※ Please note that modifying Online Booth information will not be allowed after 13 September.

Company Name  
 Country  
 Address  
 City

파일 선택 선택된 파일 없음

The uploaded image will be displayed as a company logo on the main page of your Online Booth.

**Main Page Artwork**

파일 선택 선택된 파일 없음

Main Page Artwork(1920x620) will be displayed as a wallpaper on the main page of your Online Booth.

Company Main Email  
 Company Main Tel.  
 Activity  
 Company Profile

## <CONTACT>

- Set the contact information that will be displayed in the Online Booth.

Online Booth (Institutions)

Home > My Page > Booth > Online Booth (Institutions)

Company

Contact

Members

Screening

Gallery

Save Contact

**Contact Information**

Add your company's contact information.  
 - **Only Market Badge Holders** who registered for same Company will appear.  
 - You can place the contact info in the order you clicked.

Company Website

## <MEMBERS>

- You can search and add Member companies. Click on 'Search Company' to list the Member companies who have purchased the booths.

### Online Booth (Institutions)

Home > My Page > Booth > Online Booth (Institutions)

Company

Contact

**Members**

Screening

Gallery

**Step 1**

Save Members

#### Members Information

Find Members by clicking 'Search Company' and link them under your company.

- Only Members registered in Booth will appear on the search bar.
- Please double-check not to add irrelevant companies.

**Step 2**

Search Company

No.	Company Name	Country	Delete
1			✕

Search Company

## <SCREENING>

- Upload Screening files.

### Online Booth (Institutions)

Home > My Page > Booth > Online Booth (Institutions)

Company

Contact

Members

**Screening**

Gallery

Add Screening

#### Screening Status

No	Type	Order Number	Film Count
1	Online Booth	168843862452175 (2023-07-04 오전 11:43:47)	5

- Total Film Count 5Films.

#### Screening Information

Full Movie Clip Rough Cut Trailer

No	Film Image	Film Details	Status	Actions
NO DATA				

Add Screening

\* Please refer to the ['Market Screening Registration Guide'](#) for detailed information on uploading Market Screening and purchasing additional screenings.

## <GALLERY>

- You can upload materials such as text, images, and video.

### Online Booth (Institutions)

Home > My Page > Booth > Online Booth (Institutions)

Company

Contact

Members

Screening

Gallery

Upload Image

Upload Video

#### Company's Gallery

Technical Specification Guide KOR ENG

You can upload images that contain company's information or activities in your gallery.

- The gallery images may contain a brief description of your company.
- You can upload **only one video file**.
- Please download the [Technical Specification Guide] at the top for further details.

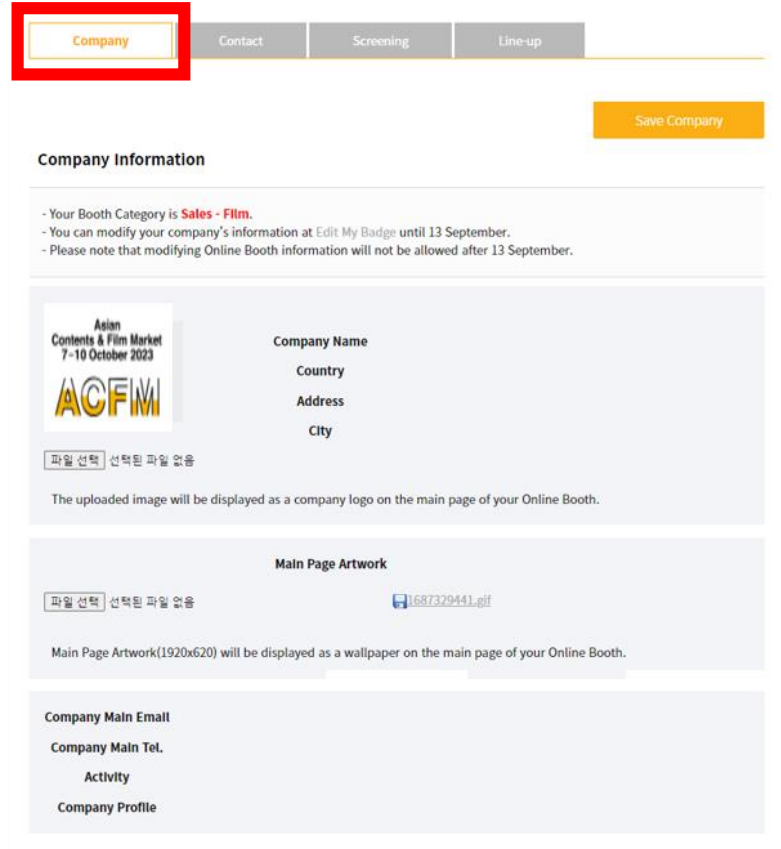
Type	Image	Image Date	Video	Video Date
Institutions	Upload		Upload	-

# Booth Set Up- Sales > FILM/ TV/ IP/ TECH

3-2. Below are the detailed information for each category:

## <COMPANY>

- Settings for company information, company's image and main page artwork.



Company

Contact Screening Line-up

Save Company

Company Information

- Your Booth Category is **Sales - Film**.  
 - You can modify your company's information at Edit My Badge until 13 September.  
 - Please note that modifying Online Booth information will not be allowed after 13 September.

Asian Contents & Film Market 7-10 October 2023 ACFIM

Company Name  
 Country  
 Address  
 City

파일 선택 선택된 파일 없음

The uploaded image will be displayed as a company logo on the main page of your Online Booth.

Main Page Artwork

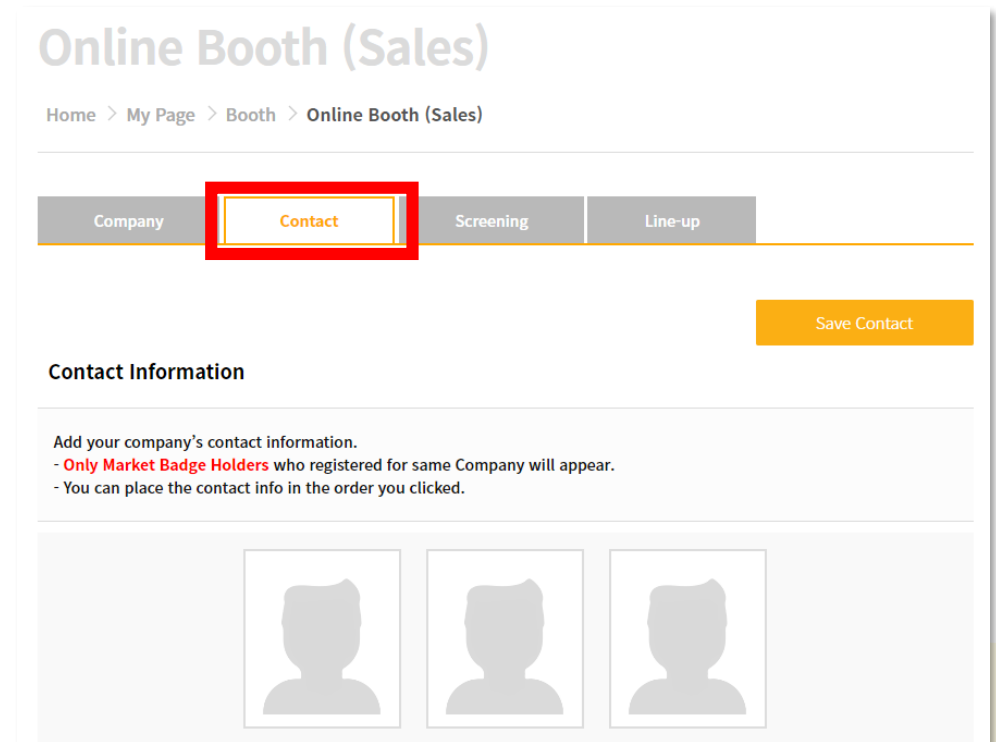
파일 선택 선택된 파일 없음 1687329441.gif

Main Page Artwork(1920x620) will be displayed as a wallpaper on the main page of your Online Booth.

Company Main Email  
 Company Main Tel.  
 Activity  
 Company Profile

## <CONTACT>

- Set the contact information that will be displayed in the Online Booth.



Online Booth (Sales)

Home > My Page > Booth > Online Booth (Sales)

Company Contact Screening Line-up

Save Contact

Contact Information

Add your company's contact information.  
 - **Only Market Badge Holders** who registered for same Company will appear.  
 - You can place the contact info in the order you clicked.

[Placeholder icons for contact information]

## <SCREENING>

- Upload Screening files.

### Online Booth (Sales)

Home > My Page > Booth > Online Booth (Sales)

Company
Contact
**Screening**
Line-up

Add Screening

#### Screening Status

No	Type	Order Number	Film Count
1	Online Booth		5

- Total Film Count 5Films.

#### Screening Information

Full Movie
Clip
Rough Cut
Trailer

No	Film Image	Film Details	Actions
NO DATA			

Add Screening

\* Please refer to the ['Market Screening Registration Guide'](#) for detailed information on uploading Market Screenings and purchasing additional screenings.

# Booth Set up - Sales > FILM

## <LINE-UP>

- Upload film trailers and film information.
- Click on the 'Add Line-up' button and fill in the provided fields. After that, click on the 'Save and Next' button.

**Online Booth (Sales)**

Home > My Page > Booth > Online Booth (Sales)

Company Contact Screening **Line-up**

**Add Line-up**

**Film Line-up Information**

- Upload trailers by clicking 'ADD Line-up' button.  
 - Please note that you CANNOT upload a Full Movie file in your Line-up.  
 - There is no limit to the number of contents you can upload to your Line-up.

Full Movie Clip Rough Cut Trailer

No.	Type	Title	Action	Show in Line-up
1	Film Line-up	TTT	<input type="button" value="Edit"/> <input type="button" value="Delete"/> <input type="button" value="Video Upload"/> <input type="button" value="Gallery Upload"/>	<input checked="" type="checkbox"/>

Stage of Production: Development

Credit: Director

First Name:

Last Name:

Del:

Add:

Synopsis:

\* English synopsis only.

Previous:

**Save and Next**

**Online Booth (Sales)**

Home > My Page > Booth > Online Booth (Sales)

Company Contact Screening **Line-up**

**Add Line-up**

**Film Line-up Information**

- Upload trailers by clicking 'ADD Line-up' button.  
 - Please note that you CANNOT upload a Full Movie file in your Line-up.  
 - There is no limit to the number of contents you can upload to your Line-up.

Full Movie Clip Rough Cut Trailer

No.	Type	Title	Action	Show in Line-up
1	Film Line-up	TTT	<input type="button" value="Edit"/> <input type="button" value="Delete"/> <input type="button" value="Video Upload"/> <input type="button" value="Gallery Upload"/>	<input checked="" type="checkbox"/>

Stage of Production: Development

Credit: Director

First Name:

Last Name:

Del:

Add:

Synopsis:

\* English synopsis only.

Previous:

**Save and Next**

- After submitting Line-up information, you can upload additional materials for the Line-up by uploading 'Trailer' and 'Gallery'.

# Booth Set up - Sales > TV

- In 'Order Works by the Author' field, enter the original title of the content. (Leave it blank if there is no primary source material such as novels or cartoons)
- In the 'No. of Episodes' field, enter the total number of episodes.

**Online Booth (Sales)**

Home > My Page > Booth > Online Booth (Sales)

Company Contact Screening **Line-up**

**TV Line-up Information**

Please fill in the information below.  
 - All information must be entered in English.  
 - Required fields(\*) must be filled in.  
 - Please note that your title must not include any special characters. (e.g. ?@!%\*)

English Title \*

Production Country

Production Year

Running Time

Original Work's Title

No. of Episodes

**Save and Next**

**Online Booth (Sales)**

Home > My Page > Booth > Online Booth (Sales)

Company Contact Screening **Line-up**

**Add Line-up**

**TV Line-up Information**

- Upload trailers by clicking 'ADD Line-up' button.  
 - Please note that you CANNOT upload a Full Movie file in your Line-up.  
 - There is no limit to the number of contents you can upload to your Line-up.

Full Movie Clip Rough Cut Trailer

No.	Type	Title	Action	Show in Line-up
1	TV Line-up	S	Edit Delete <b>Video Upload</b> <b>Gallery Upload</b>	<input checked="" type="checkbox"/>

- After submitting Line-up information, you can upload additional materials for the Line-up by uploading 'Trailer' and 'Gallery'.

# Booth Set Up - Sales > IP

- In 'Other Works by the Author' field, enter the major works by the author. Leave it blank if there are no relevant works.

**Online Booth (Sales)**

Home > My Page > Booth > Online Booth (Sales)

Company Contact Screening **Line-up**

**IP Line-up Information**

Please fill in the information below.

- All information must be entered in English.
- Required fields(\*) must be filled in.
- Please note that your title must not include any special characters. (e.g. ?@!%\*)

English Title \*

**Other Works by the Author**

Genre \*

Animation

Blank

If you can't find the genre you are seeking, please type in directly.

**Save and Next**

**Online Booth (Sales)**

Home > My Page > Booth > Online Booth (Sales)

Company Contact Screening **Line-up**

**Add Line-up**

**IP Line-up Information**

- Upload trailers by clicking 'ADD Line-up' button.
- Please note that you CANNOT upload a Full Movie file in your Line-up.
- There is no limit to the number of contents you can upload to your Line-up.

Full Movie Clip Rough Cut Trailer

No.	Type	Title	Action	Show in Line-up
1	IP Line-up		<input type="button" value="Edit"/> <input type="button" value="Delete"/> <input type="button" value="Video Upload"/> <input type="button" value="Gallery Upload"/>	<input checked="" type="checkbox"/>

- After submitting Line-up information, you can upload additional materials for the Line-up by uploading 'Trailer' and 'Gallery'.

# Booth Set Up - Sales > TECH

- In 'Technical Fields', enter the field of expertise that your company has worked in. (e.g. Editing, Keying, Composition, Wire Facility, etc.)

**Online Booth (Sales)**

Home > My Page > Booth > Online Booth (Sales)

Company Contact Screening **Line-up**

**Tech Line-up Information**

Please fill in the information below.  
 - All information must be entered in English.  
 - Required fields(\*) must be filled in.  
 - Please note that your title must not include any special characters. (e.g. ?@'!%\*)

English Title \*

Production Country

Production Year

Running Time

Technical Fields

**Save and Next**

**Online Booth (Sales)**

Home > My Page > Booth > Online Booth (Sales)

Company Contact Screening **Line-up**

**Add Line-up**

**Tech Line-up Information**

- Upload trailers by clicking 'ADD Line-up' button.  
 - Please note that you CANNOT upload a Full Movie file in your Line-up.  
 - There is no limit to the number of contents you can upload to your Line-up.

Full Movie Clip Rough Cut Trailer

No.	Type	Title	Action	Show in Line-up
1	Tech Line-up	S	Edit Delete <b>Video Upload</b> <b>Gallery Upload</b>	<input checked="" type="checkbox"/>

- After submitting Line-up information, you can upload additional materials for the Line-up by uploading 'Trailer' and 'Gallery'.

# ACFM

## 2023

ACFM Asian  
Contents & Film Market  
7-10 October 2023

Oeun KWON Online Booth

+82 51 709 2228  
screening@acfm.kr

Rylie NAM Online Booth

+82 51 709 2229  
screening@acfm.kr

Max GOO Sales Booth

+82 51 709 2223  
exhibition@acfm.kr

Soomin SEO Sales Booth

+82 51 709 2224  
exhibition@acfm.kr

Eunbit JO Sales Booth

+82 51 709 2226  
exhibition@acfm.kr

**Asian  
Contents & Film Market  
7–10 October 2023**

**ACFIM**