

**ACFIM**  
2023

# Market Badge Registration Guide

# ACFM

## Introduction

- p.3 ACFM 2023 Official Schedule
- p.4 Market Badge Benefits

----- p.3

## Market Badge Registration

- p.6 Create an Account
- p.8 Participants Registration
- p.12 Payment

----- p.5

## Contact

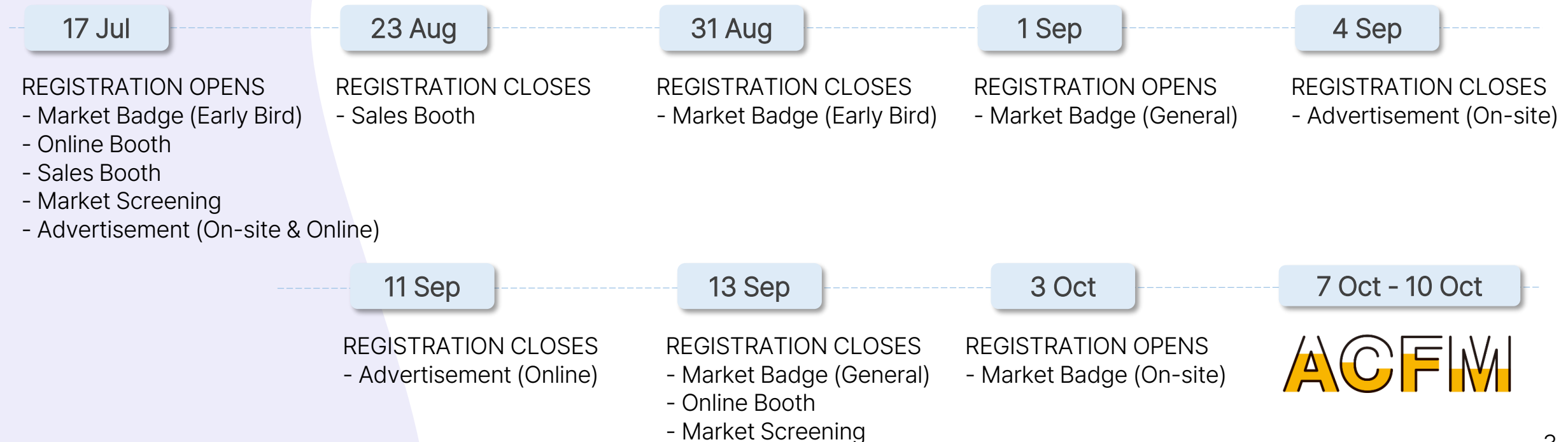
----- p.14

# ACFM 2023 Registration Schedule

The Asian Contents & Film Market (ACFM) was successfully completed last year with the largest participation ever.

This year, we are preparing to meet participants with even more informative programs. Similar to last year, the ACFM 2023 will open Online Booth and Market Screening, allowing participants to enjoy some of the BIFF Official Selections and diverse line-ups from various sales companies online.

Asia's leading film and content market, ACFM 2023 will be held simultaneously at Exhibition Center 1, BEXCO, Busan and at ACFM 2023 Online Website for a total of four days from 7 October to 10 October.



# Market Badge Benefits

- Access to ACFM 2023 Online Website
- Allowed to reserve tickets for screenings at the festival (5 tickets/day)
- Access to Online Screening and P&I Screening
- Online pre-registration available for meetings with APM projects
- Online pre-registration available for meetings with the Busan Story Market official selections
- Access to the events of Market
- Access to ACFM 2023 participants' database
- Membership to Cinando
- Access to exclusive ACFM hotel reservation system
- Market Shuttle Bus Service(near by Haeundae Kwangsu Hotel <-> BEXCO)
- Provision of Market Guest Package

# Market Badge Registration Process



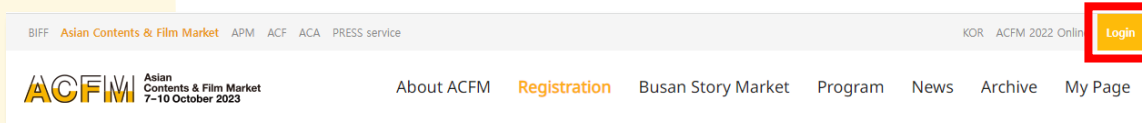
Please create an account at [ACFM Official Website](#) before Market Badge registration.

Asian Contents & Film Market requires an individual account.  
A Market Badge must be registered with its own account.

**\* One Market Badge per account.**

## Step 1. Market Badge Registration – Create an account

① Click 'Login' on ACFM Official Website.



② Click 'Create an account'.

The screenshot shows the account creation form. It includes fields for 'E-mail' and 'Password', a 'Login' button, and a 'Create an account' button which is highlighted with a red box. There are also links for 'Forgot your E-mail?' and 'Forgot your password?'.

③ Fill in the required fields and click the 'REGISTRATION' button.

All information must be written in English.

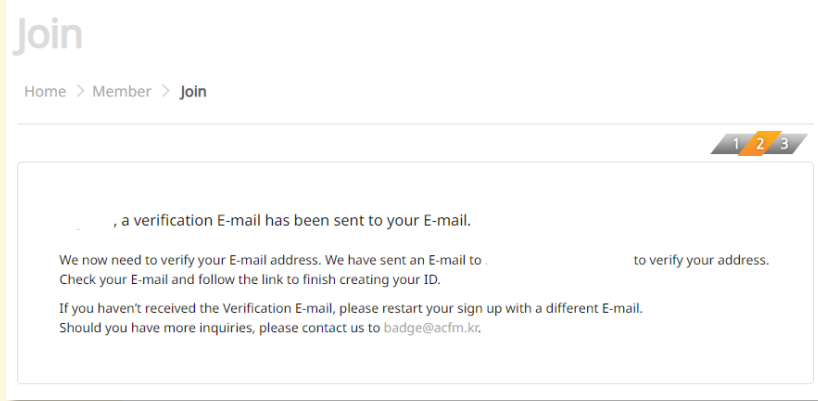
**\* Please note that the email address will be unchangeable and used as the personal contact information for the online database.**

The screenshot shows the registration form. It includes fields for 'First Name(이름)\*', 'Last Name(성)\*', 'E-mail\*', 'Password\*', and 'Re-enter password\*'. There are also checkboxes for 'Consent to Collect and Use of Personal Information'. The 'REGISTRATION' button is highlighted with a red box. The form includes instructions in English and Korean, stating that all fields marked with \* are mandatory and should be written in English. It also notes that the email address will be unchangeable and used as the personal contact information for the online database.

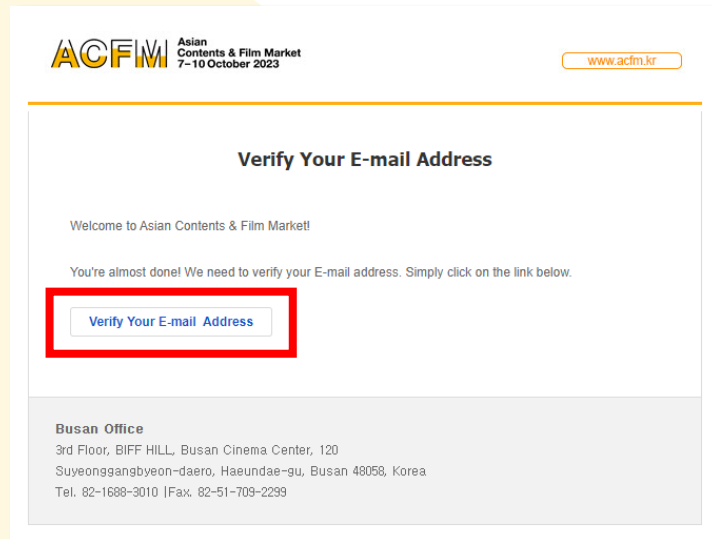
**\* Please note that we need your consent to collect personal information.**

## Step 1. Market Badge Registration – Create an account

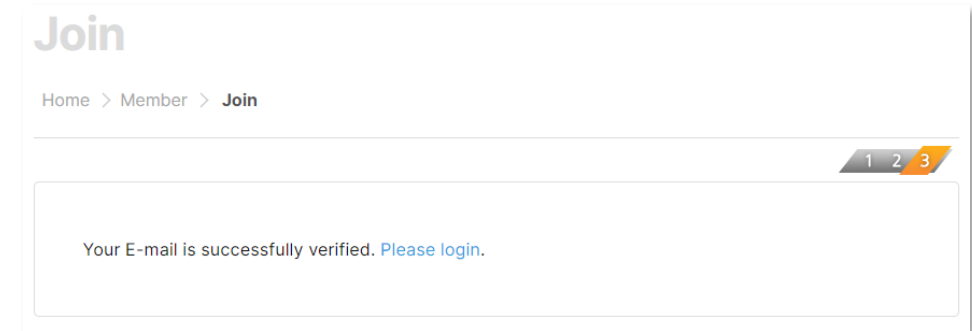
④ A verification email will be sent to your email account.



⑤ Please click the 'Verify Your E-mail Address' button to complete the verification process in the verification email you have received.



⑥ Please access to [the link](#) and your account registration will be completed.


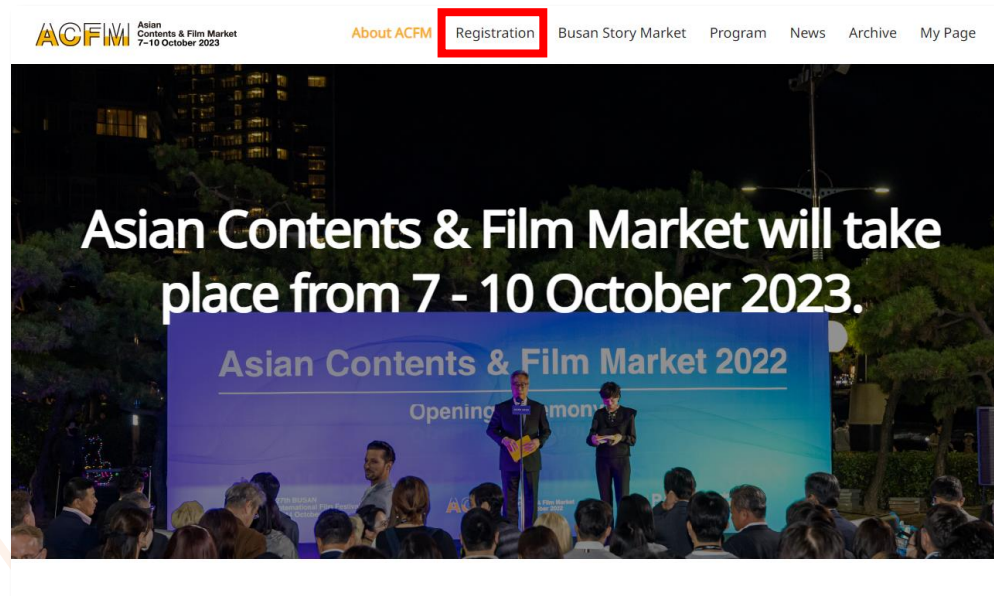


## Step 2. Market Badge Registration – Participants Registration

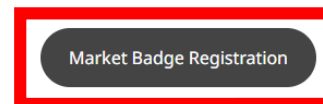
Market Badge purchase and registration are available via [ACFM Official Website](#).

You can also register with promotion code on the same official website.

- ① After logging in, please click in order of  
'Registration > Market Badge > Market Badge Registration'



### Market Badge Registration Process





## Step 2. Market Badge Registration – Participants Registration

② Please enter and select your company name on the list.

**Company Information**

Company Name

Registered Company: Search and click the Company Name from the list. There is no need to fill in the company information below. If you want to modify the information, you can edit the detail on 'My Page'.

First Time Participating Company: If your company is a newcomer to ACFM, click the button below for submitting the company information to ACFM Database. Once the company information is verified, a confirmation mail will be sent to your E-mail address. If you do not receive the mail, please contact badge@acfm.kr. After confirmation, you will be able to find your company's name from the list.

First Time Participation

Address

Company Name

asian contents

ASIAN CONTENTS & FILM MARKET / Korea

ASIAN CONTENTS & FILM MARKET USA / United States

Official Website

Company Main Tel

Company Main Email

Main Business 1 \* Please select your Main Business 1 (mandatory)

Main Business 2 \* Please select your Main Business 2 (if applicable)

Company Profile (Max. 500 characters with spaces)

If you click the company on the list, the following info will be filled up automatically.

\* If your company is a 'First Time Participant', Click the 'First Time Participation' button to send your company details.

**First Time Participation**

Company Name

Address

City

Country

-- Select below --

Official Website

Company Main Tel

Company Main Email

Main Business 1 \* Please select your Main Business 1 (mandatory)

Main Business 2 \* Please select your Main Business 2 (if applicable)

Company Profile (Max. 500 characters with spaces)

If you have any inquiries regarding first time registration, please contact us to: badge@acfm.kr

Attachment (Max. 15MB)

파일 선택 | 선택된 파일 없음

For Industry accreditation, business registration certificate/ business card should be attached here.

Company/ personal description needs to be included.

All documents need to be in KOR/ENG.

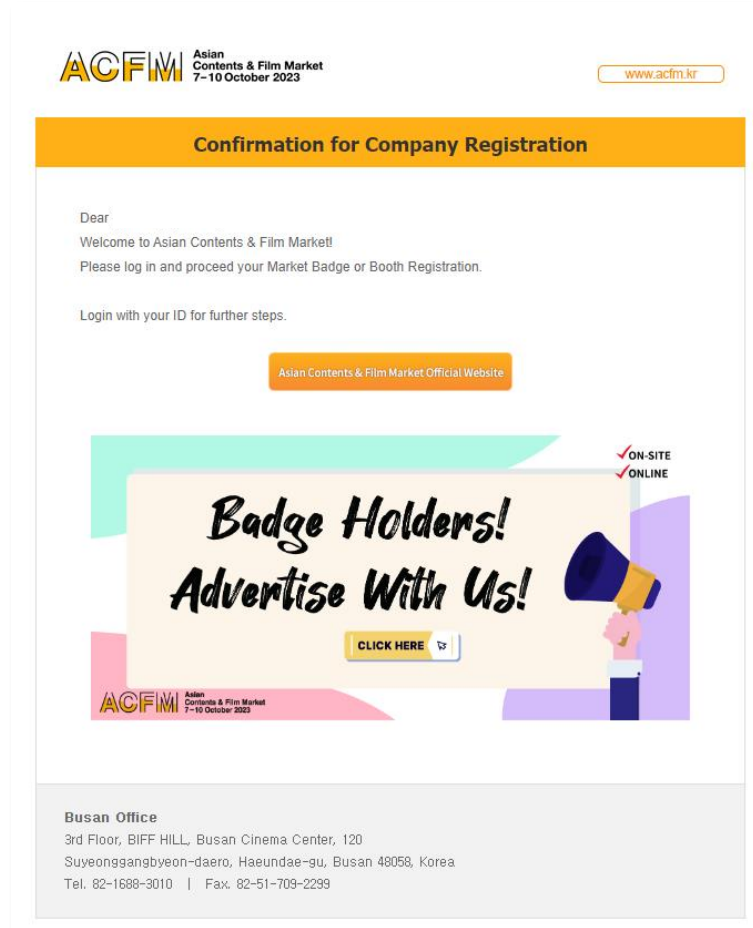
Please upload files in GIF, JPG, PNG or PDF format

If we require more information, we will contact you.

UPLOAD ATTACHMENT

CANCEL SEND

## Step 2. Market Badge Registration – Participants Registration



\* You can proceed with Market Badge registration once you receive a confirmation email for company registration.

③ Please fill in your Personal Information accurately.

Personal Information (All fields are mandatory to fill in, except for Korean name.)

\* Any changes made after 13th Sep(KST) will not be reflected on physical Market Badge.

Gender ☐ Female ☒ Male ☐ Prefer not to say

Buyer ☐ Yes ☒ No

Press ☐ Yes ☒ No

First Name July Last Name LEE

한글이름(Korean Name) Job Title

Photo Upload

E-mail Address

Mobile Phone + 82 -

Working Sector --

Country Code

Activity --

Promotion Code

- - - - APPLY

Please make sure of clicking 'APPLY' button before going to the next step. Otherwise, payment could be different from the promoted price.

④ If you are using a promotion code, please make sure to click the 'APPLY' button. Otherwise, payment fee may differ from the promotional price.

\* If you don't have a promotion code, feel free to skip this phase.

## Step 2. Market Badge Registration – Participants Registration

Promotion Code

-

-

-

APPLY

Please make sure of clicking 'APPLY' button before going to the next step.  
Otherwise, payment could be different from the promoted price.

Consent to Collect and Use of Personal Information

☒ For smooth process of registration, we collect requisite personal information. The personal information might include: your name, gender, log-in ID, email address, password, phone number, profession, company name, department, job title, company phone number, access IP information, cookie, access log, service usage record. We will dispose of all personal information without delay, in accordance with the achievement of processing purpose or your disposal request.

NEXT

\* Please note that we need your consent to collect personal information for the next step.

## Step 3. Market Badge Registration - Payment

- ① Please click the 'Make the payment' button and proceed with your payment. You can also download your invoice with 'Invoice Download' button.

### Market Badge

Home > Registration > Market Badge

#### Market Badge Registration

Category	Buyer	Amount(USD)
Market Badge	No	150

Total Amount : **USD 150**

#### Company Info

Company Name ASIAN CONTENTS & FILM MARKET USA

Country United States

#### Contact Info

Name

Position

E-mail

Phone

#### Payment Methods

- In order to proceed with your payment, please choose one of the options below.  
- The international remittance fee must be paid by the sender.

☐ Domestic Payment (국내결제)
 ☒ Overseas Payment (해외결제)

☒ Please note that changing the payment method is not allowed once you have made the payment.

Previous Step
**Make the payment**

- ② You will receive a confirmation email for Market Badge registration once payment is completed. The confirmation email will include the 'Asian Contents & Film Market Rules & Regulations' and a 'Receipt'.

### ACFIM

Asian Contents & Film Market 7-10 October 2023

www.acfm.kr

## Confirmation for Market Badge Registration

Dear

Thank you for Asian Contents & Film Market Badge registration.

Asian Contents & Film Market Rules & Regulations and Market Badge Receipt are attached as below.

You can also modify an account information on ['My Page'](#).

For participants, please make sure to provide accurate information for the Market Badge by 13th Sep (KST). Any changes made after 13th Sep (KST) will not be reflected on physical Market Badge.

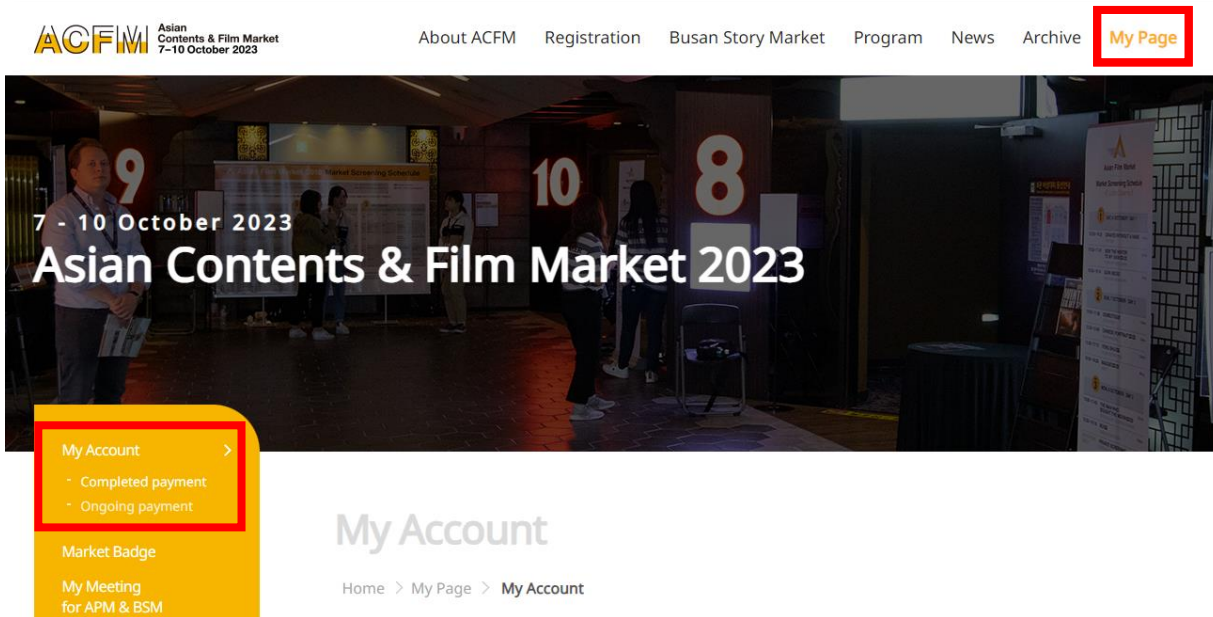
**Badge Holders! Advertise With Us!**

[CLICK HERE](#)

Attachment Asian Contents & Film Market Rules & Regulations, Market Badge Receipt

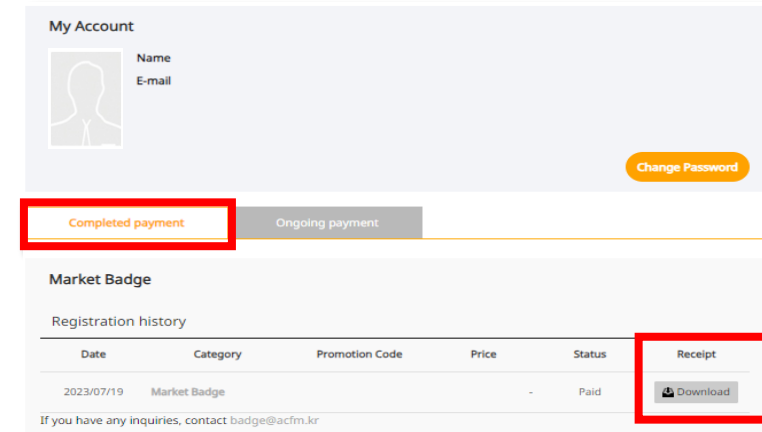
## Step 3. Market Badge Registration – Payment Status

① You can check your payment status on 'My Page'- 'My Account'



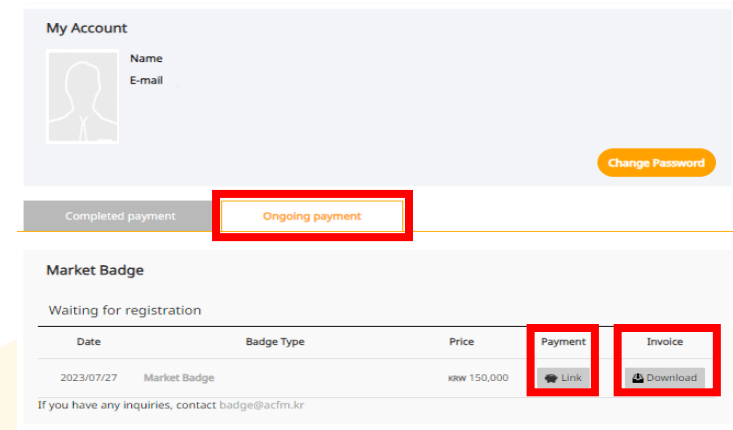
② Completed payment

- Display items that have been successfully paid for.
- You can check your receipt through 'Download' button.



Ongoing payment

- Display items that the payment process is ongoing.
- You can move to the payment window through the 'Payment' link.
- You can check the invoice through 'Download' button.



# ACFIM

2023

**Kayla LEE** Participants Support

+82 51 709 2221

badge@acfm.kr

**Jimin KWON** Participants Support

+82 51 709 2220

badge@acfm.kr

# **Asian Contents & Film Market 7-10 October 2023**

**ACFIM**